


DRUMS EKS

NOTE/REST VALUES

British name	American name	Note value	Rest	Number of beats
Semibreve	Whole note	♩	♩	4 beats (or whole bar)
Minim	Half note	♪	♪	2 beats
Crotchet	Quarter note	♫	♫	1 beat
Quaver	Eighth note	♫♫	♫♫	1/2 beat
Semiquaver	Sixteenth note	♫♫♫	♫♫♫	1/4 beat
Demisemiquaver	Thirty-second note	♫♫♫♫	♫♫♫♫	1/8 beat
Hemidemisemiquaver	Sixty-fourth note	♫♫♫♫♫	♫♫♫♫♫	1/16 beat



(if no + or o over high hat, assume closed)

High Hat Open \circ High Hat Closed $+$

Tom 1 Tom 2

Cross-Stick (rim click)

Ride Crash

Bass Snare Floor Tom Rim Shot High Hat Foot

1 2 & 3 4 1 2 & 3 & 4

GUITAR/BASS EKS

NOTE/REST VALUES

1 2 & 3 4 1 2 & 3 & 4

SCHOOLROCK
Reading Guitar Tabs
 Guitar tabs are read as though you're looking down at your guitar while playing.

- Vertical lines represent each note in sequential order.
- Horizontal lines represent the string you pick.
- Numbers represent the fret you're playing on.



CHORD READING

C

TAB
 0
 1
 0
 2
 3


C

3 2 1



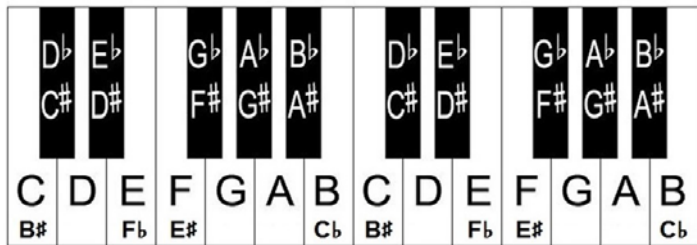
high TAB low

1 2 3 4 5 6 7 8 9 10

PIANO/VOCALS EKS



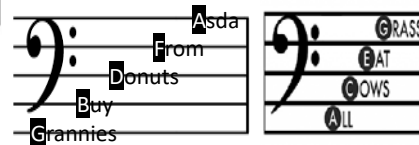
NOTE/REST VALUES



Lines



Spaces



Piano



▶ SCAN ME

Vocals



▶ SCAN ME