

Penistone Grammar School A' Level Geography Bridging Task

YEAR 11 INTO 12 SUMMER TRANSITION

Qualification/Level: A 'level Geography - Examination Board AQA

What equipment will be needed for the subject before you start the course?

You will need three folders; one for human geography, one for physical geography and one for the Skills element. You will also need A4 lined paper and the usual classroom stationery. It is recommended that you also use plastic wallets to help keep your work organised.

- a) **You will be fully equipped.** The basics that you will need to be organised during the upcoming year are: A4 ring binder dividers, A4 lined paper, hole punch, plastic wallets, pen which should include a red and green, pencil, ruler, rubber and a selection of highlighters.
- b) In addition you are required to have equipment to complete geographical skills: **calculator, compass, protractor.**
- c) **Your folders.** You will require 2 folders. These should all be A4 Lever Arch ring binders (the large version not the thin ones). You will also need to purchase 2 packs of A4 ring binder dividers.





Y12 topics	Y12 Topics
<ul style="list-style-type: none">• Water and Carbon• Hazards	<ul style="list-style-type: none">• Changing Places• Contemporary Urban Environments
Y13 topics	Y13 Topics
<ul style="list-style-type: none">• Hazards• Non-examined Assessment NEA (coursework)	<ul style="list-style-type: none">• Coastal systems and landscapes• Global systems and global governance

Are you organised for A'level Geography?

- 2x ring binders (Good quality)
- A4 pad of paper (hole punched)
- Plastic wallets
- Hole punch
- Pens
- Highlighters x3
- Pencils
- Ruler
- Compass*
- Protractor*
- Calculator*

Course textbooks and revision guides

The recommended course textbook is **AQA AS/A-Level Core Geography by David Redfern** approx. £15 bought from school or £30 bought directly from the publisher. We also recommend the **Need to Know: AQA A-level Geography (Paperback)** as a suitable companion revision guide (the revision guide can be easily found online).

Text books	Description:
	<p>Geography Department Recommended Revision guide Title: Need to Know: AQA A-level Geography (Paperback) Covering what you really need to know for AQA A-level Geography – in just 120 pages – this revision guide makes revision easy</p> <ul style="list-style-type: none"> - Find key facts at your fingertips with quick summaries of the content, concepts and terms from the AQA A-level Geography specification - Get better grades in your exams with tips on exam technique, mistakes to avoid and important things to remember <p>Publisher: Hodder Education ISBN: 9781510428485</p>
Other text books	
	<p>Title: AQA A-level Geography 5th Edition (A Level)</p> <p>A text book which will support an in-depth knowledge and advanced geographical skills.</p>
	<p>Title: A/AS Level Geography for AQA Student Book (A Level (AS) Geography for AQA)</p> <p>A new series of full-coverage resources developed for the AQA 2016 A/AS Level Geography specification. This full-colour Student Book covers all core and optional units for the AQA AS and A Level Geography specification for first teaching from September 2016.</p>
Other Revision Guides	
	<p>Title: My Revision Notes: AQA AS/A-level Geography Paperback</p> <p>Target success in AQA AS/A-level Geography with this proven formula for effective, structured revision; key content coverage is combined with exam-style tasks and practical tips to create a revision guide that students can rely on to review, strengthen and test their knowledge.</p>

Y11 to Y12 Bridging task: Selected Reading and Documentary List

Your transition tasks can be found on the schedule below.

In addition to the looking at the **course textbook** you should use the break to read relevant and interesting books. These books will be of interest to geographers. They will not be assessed but are just a little insight to how Geography affects our reality and our fiction!

<ul style="list-style-type: none">• Joe Simpson (1998) Touching the Void• Sebastian Junger (2006) The Perfect Storm• Al Gore (2006) An inconvenient Truth• Tim Flannery The Weather Makers• Craig Leland Childs (2002) The Desert• Cries Bill Bryson (1996)Notes from a small Island• George Orwell (2001)The road to Wigan Pier• Joe Benett (2010) Hello Dubai; Skiing Sand and Shopping in the World's Weirdest City• Jan Zalasiewicz (2010) The Planet in a Pebble	<ul style="list-style-type: none">• Raymond Barret (2010) Dubai Dreams. In the Kingdom of Bling• Tim Butcher (2008) Blood River• Jonathan Watts (2010) When a billion Chinese jump• Khaled Hosseini (2008)A Thousand Splendid Suns• John Le Carre The Constant Gardener• Andrea Levy (2009)Small Island• Maria Lewycka (2006) A Short History of Tractors in the Ukraine• Nicholas Crane(2007) Great British Journeys
---	--

Other specific Geographical publications:

The **Geographical Magazine** is the magazine for the Royal Geographical Society and is published every month. It has lots of interesting **articles** about newsworthy geographical events. It is available in WH Smiths or you can join online.

The **Royal Geographical Society** web site will also direct you to sources of additional reading Follow **@Geographicalmag** on Twitter as well **Geography review** and the **National Geographic** publish journals with interesting articles on the latest thinking about rivers and rivers management and deserts and desert environments.



<http://geographical.co.uk/>



[Geographical Association – Reading list with specific links to the A level course](#)

Geographical podcasts / documentaries:

<https://geographical.co.uk/podcasts>




Find time to watch some geographical podcasts / documentaries.

Opposite is a site with a range of podcasts to listen to

And documentaries to watch.

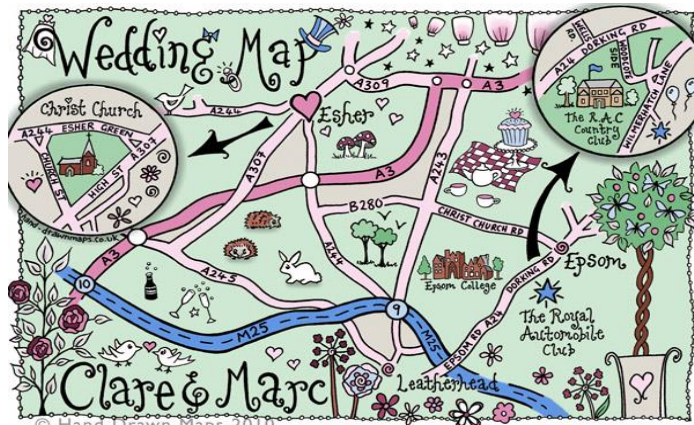
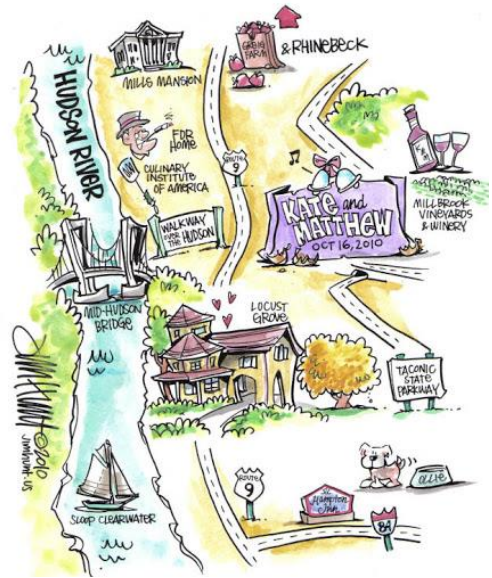


Penistone Grammar School Geography Y11 to Y12 bridging tasks

Week	Task
Week 1	<p>Watch the Documentary Mega cities. Try to summarise the Geography in it in less than 250 words in the space below.</p>  <p>https://tinyurl.com/4wcux9x3</p>
Week 2	<p>Consider ordering one of the books from the reading list off Amazon or if you have an E-book reader downloading a copy. Start reading the book with the aim of finishing it before September.</p>
Week 3	<p>Listen to at least 1 Geography Podcast by choosing from the wide range available from the Royal Geographical society. (You may need to download the Soundcloud App). Scan the QR code using the camera on your phone or visit the following webpage https://tinyurl.com/Geogpodcast</p>  <p>Try to write a short 150 word summary of what you learnt</p>
Week 4	<p>Get all your equipment ordered or bought read for the start of September. Tick them off once you have obtained them.</p> <ul style="list-style-type: none"><input type="checkbox"/> 2x ring binders (Good quality)<input type="checkbox"/> A4 pad of paper (hole punched)<input type="checkbox"/> Plastic wallets<input type="checkbox"/> A mechanical hole punch<input type="checkbox"/> Pens<input type="checkbox"/> Highlighters x3<input type="checkbox"/> Pencils<input type="checkbox"/> Ruler<input type="checkbox"/> Compass*<input type="checkbox"/> Protractor*<input type="checkbox"/> Calculator*
Week 5	<p>Take a look at the sample copy of the textbook of the topic Changing Places. Use the TinyURL or scan the QR code below with your phone camera. When you have read the pages 5- 16, complete the Place Study Worksheet attached, for a place that is special to you. https://tinyurl.com/yaog7su3</p> 

You are going to create an 'emoti-map' of your special place that you completed your place study for last week.

The map will show as much or as little as you want of your special place and it should include a mixture of the physical geography and the human geography that makes it special to you. It should be completely unique to you, with the features of the place that you enjoy most. Try to include drawings of you on your map, doing the activities that make the place special. You can use the WAGOLL examples below, as inspiration.



Changing Places- Place Study

Place:

Location- Where your place is e.g. address, coordinates etc.

Locale- What culture and customs exist in your place?

A 'near place' may be somewhere in which a person feels comfortable because it feels familiar due to personal experience (e.g. countryside/cities).

A 'far place' has the opposite impact on people.



My special place is...

Sense of Place- What emotional attachment do you have to this place? What makes it special to you and why?

How do different groups of people experience your special place?

Who are the **Insiders** that feel that they belong to a place. This is not restricted to a geographical location, but may refer to groups of people, activities or events.

Who are the **Outsiders** that are people who are considered by others as being 'out of place'. Migrants are often described in this way and some media reports express a need to protect 'our place' and 'our culture'.

Place meaning: individual or collective perceptions of place. What is your perception of this place? Is it positive, negative, a safe place, an adventurous place? This is based on your opinion and experience, so can't be wrong.

Representation: how a place is seen or portrayed in society. How might other people think of your special place? You might want to do a little bit of online research for this if you're not sure.

Endogenous factors refer to the characteristics of a place itself or factors which originated internally (in that place). E.g location, land use, social and economic characteristics such as population size and employment rates

INTERNAL



EXTERNAL

Brainstorm the different exogenous (external) and endogenous (internal) factors that have changed your special place. These could be historical or contemporary.

Exogenous: Relationships between a place and another place, includes socio-economic and cultural characteristics, the shifting of flows of people, resources, money, ideas and investment.